

**OXFORD CAMBRIDGE AND RSA EXAMINATIONS
GCSE (9–1)
J250/11
COMBINED SCIENCE A
(PHYSICS) (GATEWAY SCIENCE)
Paper 11, P1–P3 and CS7 (PAGs P1–P6)
(Higher Tier)
WEDNESDAY 23 MAY 2018: Afternoon
TIME ALLOWED: 1 hour 10 minutes
plus your additional time allowance
MODIFIED ENLARGED 24pt**

First name						Last name					
Centre number						Candidate number					

YOU MUST HAVE:
a ruler (cm/mm)
the Data Sheet

YOU MAY USE:
a scientific or graphical calculator
an HB pencil

READ INSTRUCTIONS OVERLEAF



INSTRUCTIONS

The Data Sheet will be found with this document.

Use black ink. You may use an HB pencil for graphs and diagrams.

Complete the boxes on the front page with your name, centre number and candidate number.

Answer ALL the questions.

Write your answer to each question in the space provided. If additional space is required, use the lined page(s) at the end of this booklet. The question number(s) must be clearly shown.

INFORMATION

The total mark for this paper is 60.

The marks for each question are shown in brackets [].

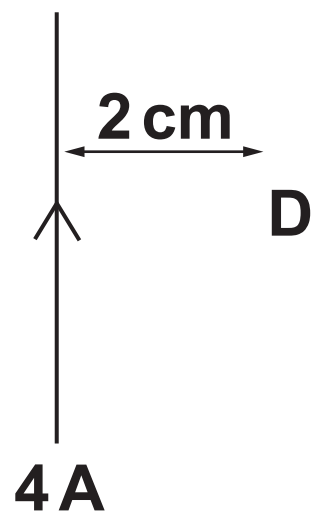
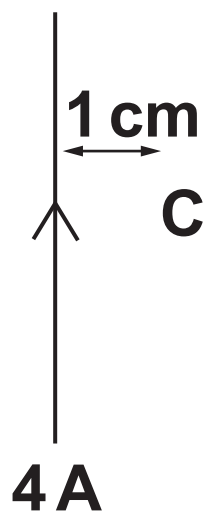
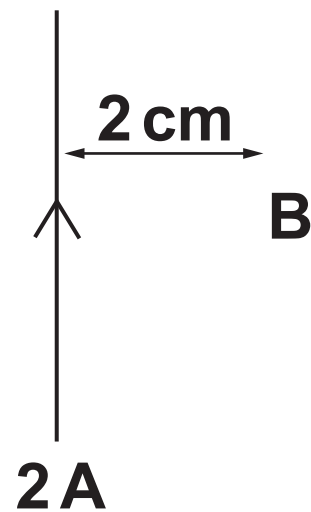
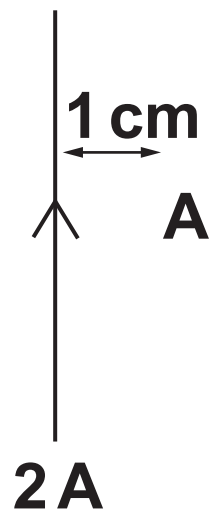
Quality of extended responses will be assessed in questions marked with an asterisk (*).

SECTION A

Answer ALL the questions.

You should spend a maximum of 20 minutes on this section.

- 1 Four compasses are each placed near to a wire at points A, B, C and D. Each wire has a current flowing through it. The distance of each compass from its wire is shown.



Which compass experiences the **GREATEST** magnetic field strength? [1]

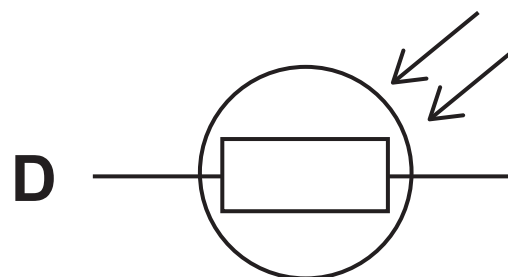
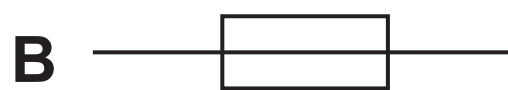
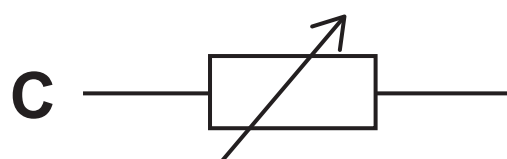
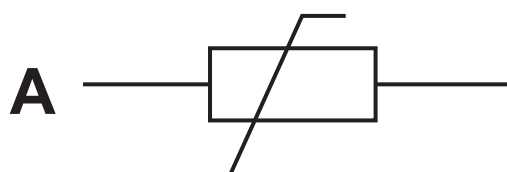
Your answer

2 Which of the following is a definition for specific heat capacity in physics? [1]

- A Energy needed to increase the temperature of 1 g of material by 1 °C.**
- B Energy needed to increase the temperature of 1 kg of material by 1 °C.**
- C Energy needed to increase the temperature of 1 g of material by 10 °C.**
- D Energy needed to increase the temperature of 1 kg of material by 10 °C.**

Your answer

3 A student wishes to draw a diagram of a circuit she has created.



Which diagram A, B, C or D shows the circuit symbol for a variable resistor? [1]

Your answer

4 Which of the following forces is a non-contact force? [1]

A Drag

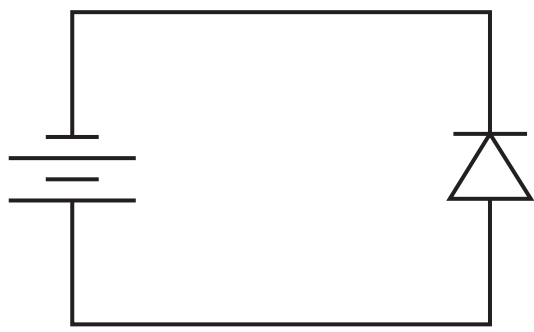
B Electrostatic

C Tension

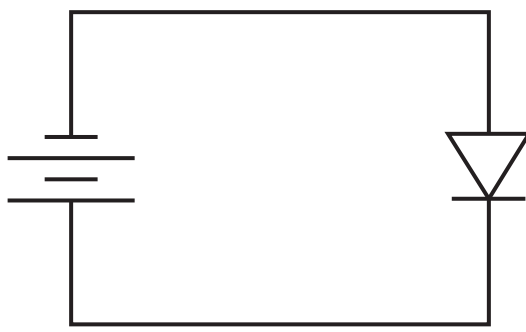
D Upthrust

Your answer

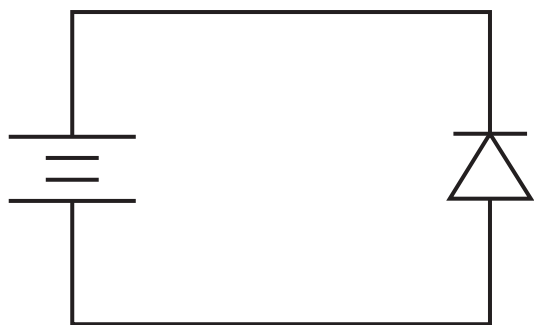
5 In which circuit would a current flow? [1]



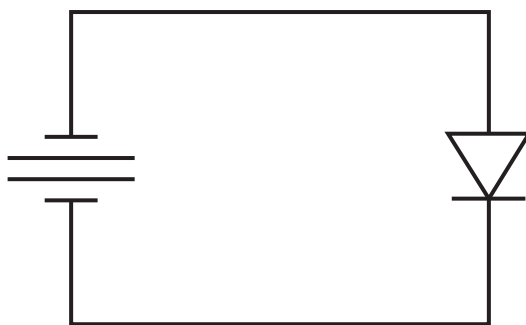
A



B



C



D

Your answer

6 Which of the following is the same speed as 7.2 km/h? [1]

A 2.0 m/s

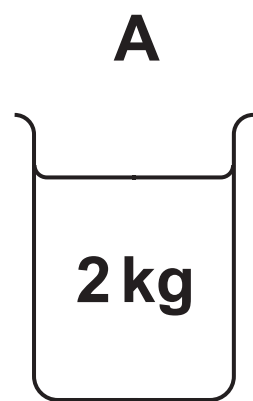
B 20.0 m/s

C 25.9 m/s


D 120.0 m/s

Your answer


- 7 A student is heating substances in four identical beakers A, B, C and D. Some information about the contents of the beakers is shown below.



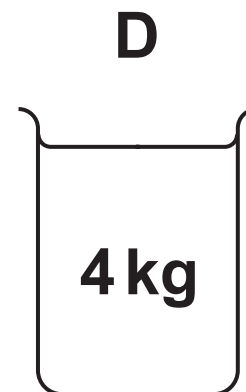
**Specific heat capacity
= 4200 J/kg °C**



**Specific heat capacity
= 4200 J/kg °C**



**Specific heat capacity
= 2000 J/kg °C**

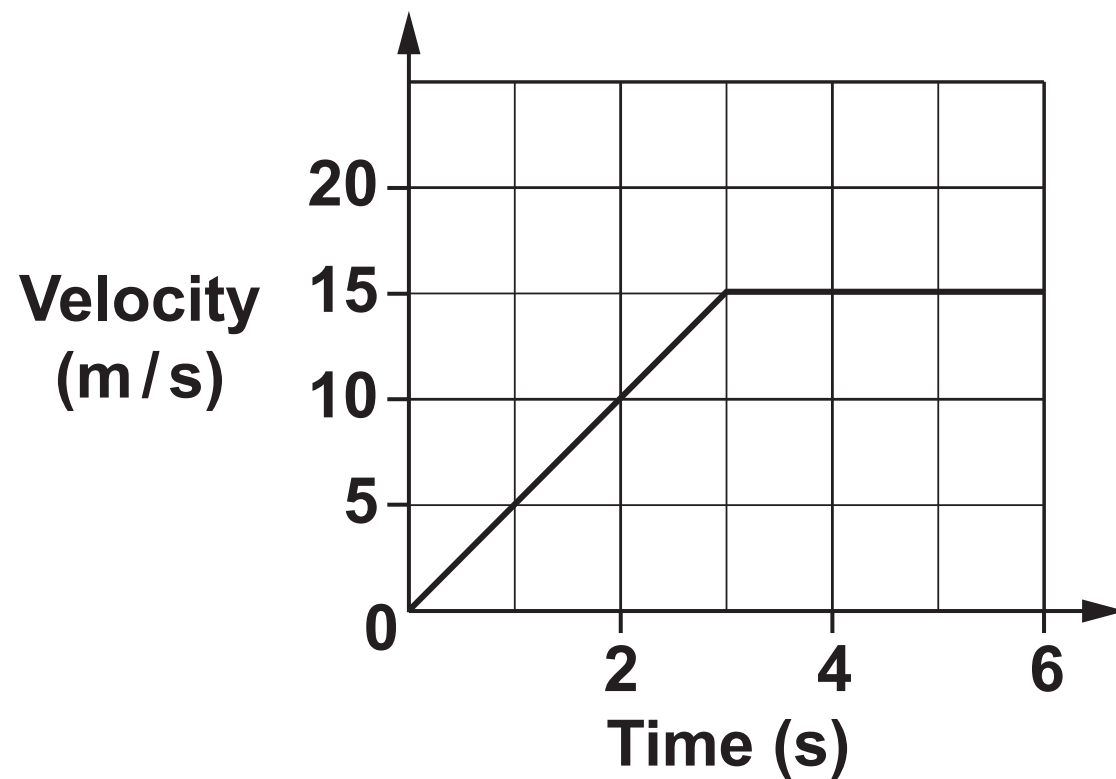


**Specific heat capacity
= 2000 J/kg °C**

Which beaker requires the GREATEST amount of energy to raise the temperature of its contents by 1 °C? [1]

Your answer

8 Look at the graph below.



Which of the following is the distance travelled between 0 and 6 seconds? [1]

A 22.5 m

B 45.0 m

C 67.5 m

D 90.0 m

Your answer

9 How can mass be calculated? [1]

A Acceleration divided by force

B Force divided by acceleration

C Gravity divided by weight

D Weight divided by force

Your answer

10 A student lifts four different objects onto a set of shelves.

Object	Mass (kg)	Height lifted (m)
A	0.1	2.2
B	0.3	1.5
C	0.4	1.7
D	0.5	2.0

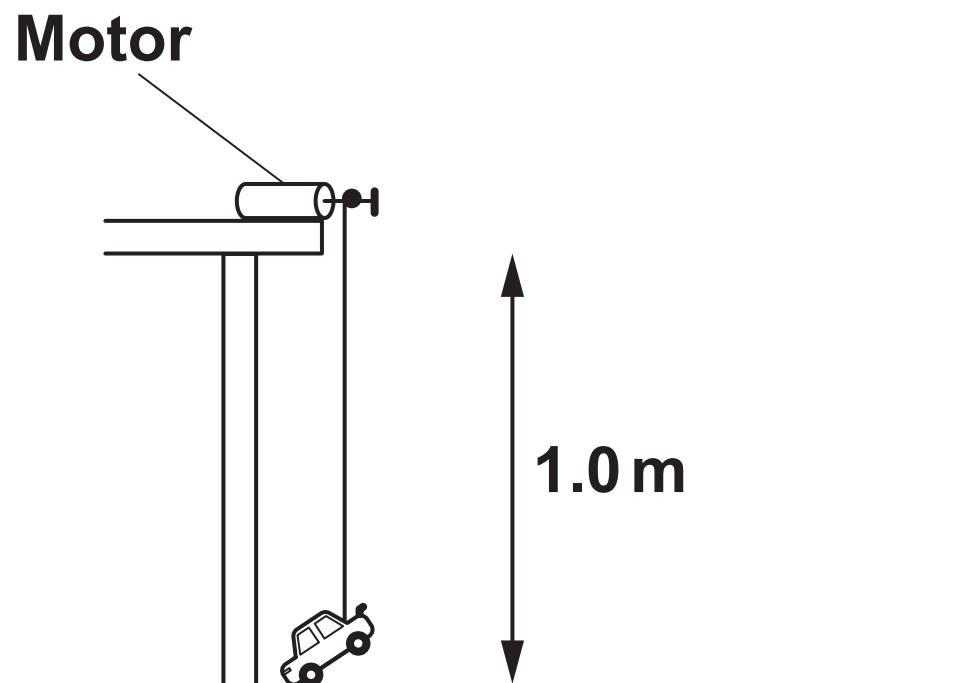
Which object gains the MOST gravitational potential energy? [1]

Your answer

SECTION B

Answer ALL the questions.

- 11 (a) A student uses a small motor to lift a toy car through a vertical distance of 1.0 m.



The car has a weight of 0.05 N.

- (i) Calculate the work done when lifting the car through this distance.

Answer = _____ J [3]

- (ii) Calculate the power of the motor if the car takes 5.0 seconds to travel the 1.0 m distance.

State the unit.

Answer = _____ Unit _____ [4]

(b) The motor uses 2 cells in series.

Each cell has a potential difference of 1.5 V.

(i) Write down the total potential difference of the cells.

Answer = _____ V [1]

(ii) The motor has a resistance of 6.0 Ω .

Calculate the current in the circuit when the motor is in use.

**Use the equation: Potential difference
= Current \times Resistance**

Answer = _____ A [3]

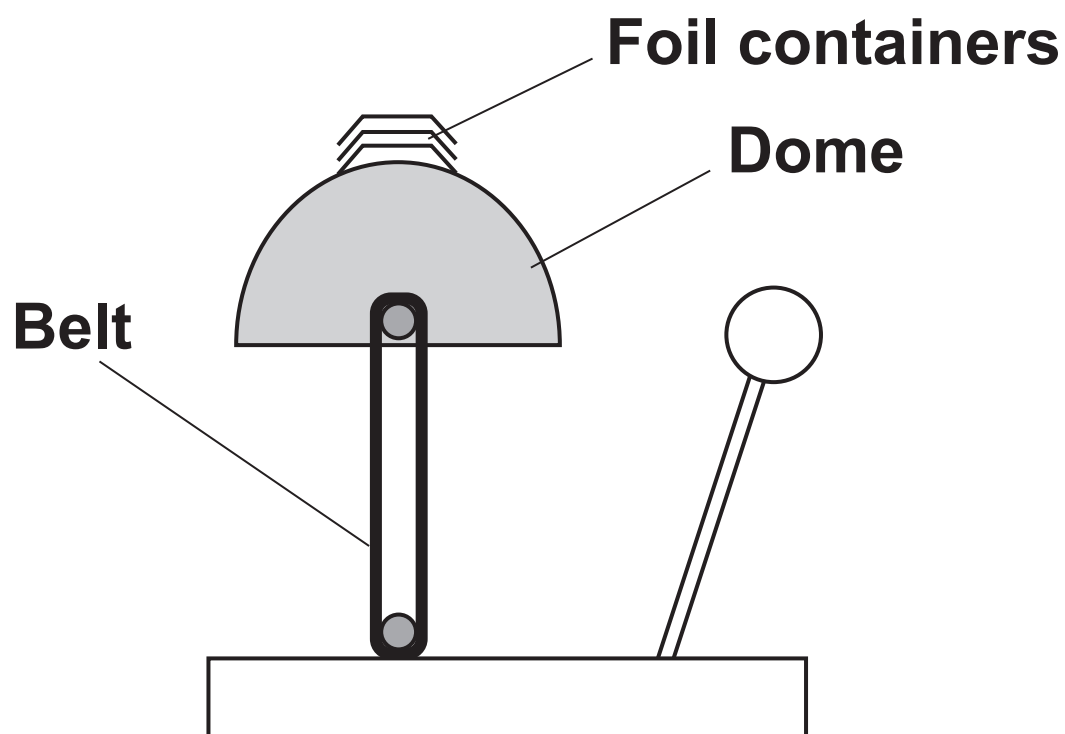
(c) The student wishes to increase the time taken to lift this toy car vertically through the 1.0 m distance shown.

Suggest a change he could make to this experiment to achieve this.

_____ **[1]**

12 A teacher demonstrates static electricity using a Van de Graaff generator.

She places 3 metal foil containers on top of the dome of the Van de Graaff generator. When the Van de Graaff generator is turned on, the foil containers fly off the dome one by one.



(a) Explain why this happens.

Use ideas about charge in your answer.

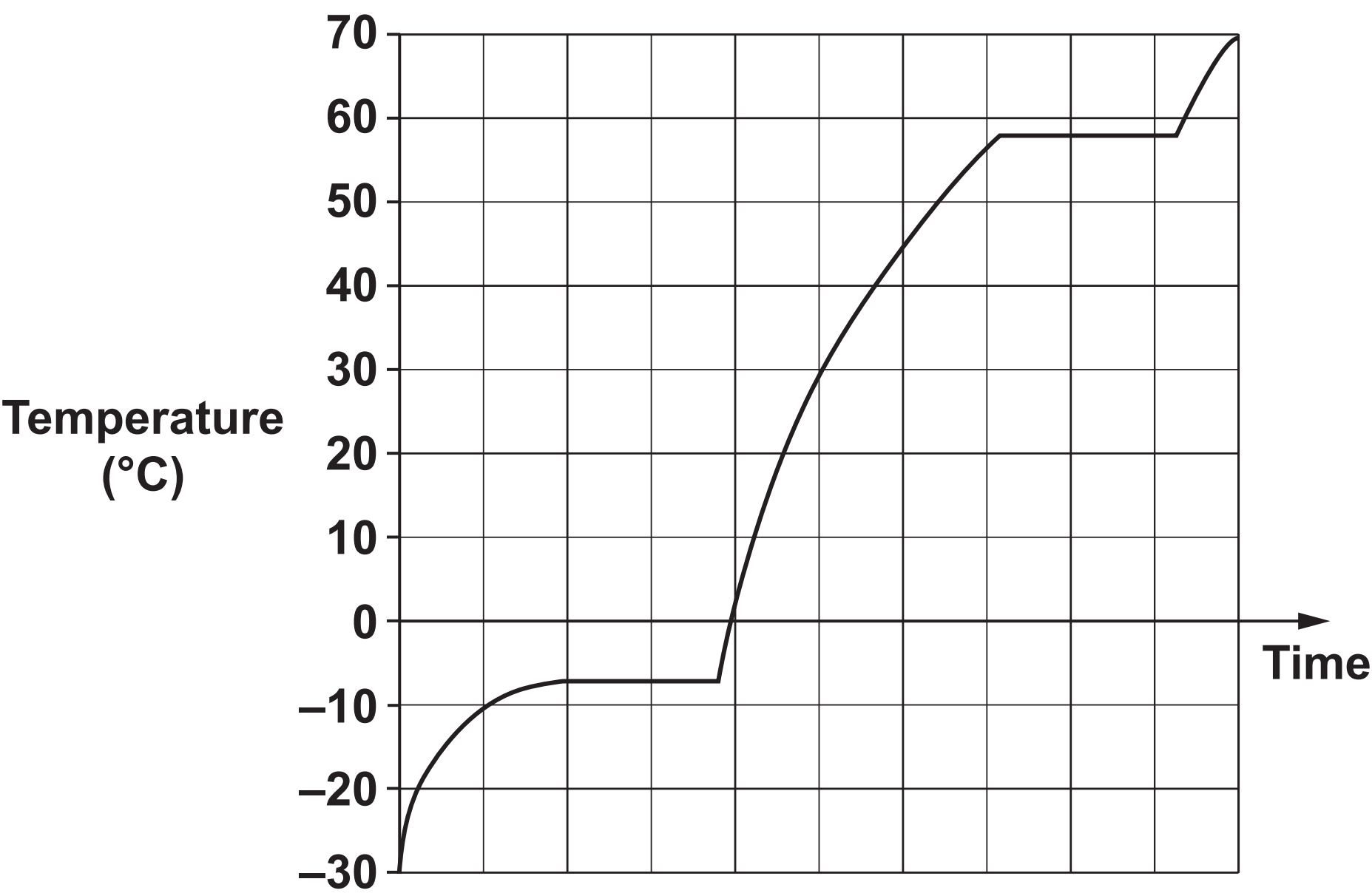
[4]

(b) Calculate how long it would take for a charge of 5.0 C to flow with a current of 25 mA.

Use the equation: Charge flow = Current \times Time

Answer = _____ s [4]

13* A student removes a material from a freezer and heats it up. He uses a heater with a constant power output. He then plots a heating curve of the material as its temperature rises.



Describe and explain what the graph tells us about the material being heated. [6]

14 (a) Objects in freefall eventually reach terminal velocity.

Draw a labelled diagram to show the forces acting on an object when it is falling at terminal velocity. Use the space below. [3]

(b) A student measures two forces.

The forces are 5.0 N and 3.0 N. The forces act at 90° to each other.

Draw a scale drawing to determine the resultant force.

Answer = _____ N [3]

(c) An object travelling in a circle at a constant speed has a changing velocity.

State why.

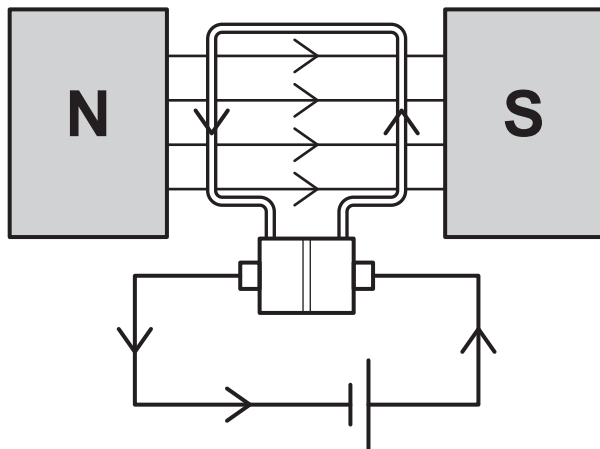
_____ **[1]**

- 15 (a) (i) Fleming's left-hand rule is used to show the direction of the force produced when a current flows in a magnetic field.

Explain how.

[3]

- (ii) A simple motor is shown in the diagram.



Use the diagram to explain how rotation is caused in the motor.

[3]

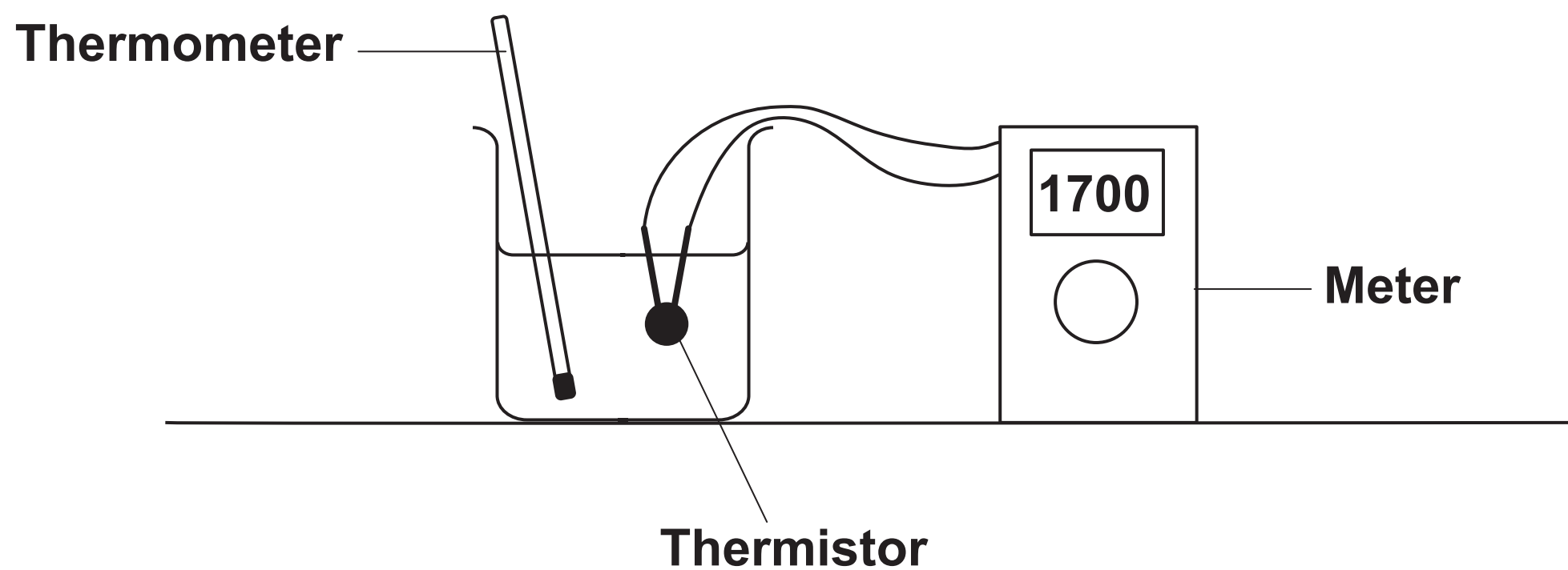
(b) Calculate the magnetic flux density on a 0.5 m long conductor when a current of 0.8 A flows.

The force produced is 0.6 N.

Answer = _____ T [3]

16 Two students investigate how the resistance of a thermistor varies with temperature.

The students place the thermistor in a beaker of water and measure the resistance of the thermistor for 5 different temperatures. They repeat the experiment three times at each temperature in order to calculate a mean.



Temperature (°C)	Resistance (Ω)			
	1	2	3	Mean
10	1900	1870	1930	1900
15	980	1000	990	990
20	770	760	760	763.3
25	610	720	610	647
30	540	540	530	536

(a) (i) Describe the pattern shown by these results.

[2]

(ii) The students have made mistakes when recording their results.

Identify TWO mistakes AND explain what they should have done.

[2]

(b) Suggest ONE way the experiment could be improved.

[1]

(c) At 10 °C the thermistor had a resistance of 1900 Ω . The thermistor has a power rating of 75×10^{-3} W.

Calculate the maximum current in this thermistor at 10 °C.

Use the equation: Power = Current² × Resistance

Answer = _____ A [3]

END OF QUESTION PAPER

ADDITIONAL ANSWER SPACE

If additional space is required, you should use the following lined page(s). The question number(s) must be clearly shown in the margin(s).

[illegible]

Copyright Information

OCR is committed to seeking permission to reproduce all third-party content that it uses in its assessment materials. OCR has attempted to identify and contact all copyright holders whose work is used in this paper. To avoid the issue of disclosure of answer-related information to candidates, all copyright acknowledgements are reproduced in the OCR Copyright Acknowledgements Booklet. This is produced for each series of examinations and is freely available to download from our public website (www.ocr.org.uk) after the live examination series.

If OCR has unwittingly failed to correctly acknowledge or clear any third-party content in this assessment material, OCR will be happy to correct its mistake at the earliest possible opportunity.

For queries or further information please contact the Copyright Team, First Floor, 9 Hills Road, Cambridge CB2 1GE.

OCR is part of the Cambridge Assessment Group; Cambridge Assessment is the brand name of University of Cambridge Local Examinations Syndicate (UCLES), which is itself a department of the University of Cambridge.